

Customer Care Line: 0701 367878



EFFECTIVE. EFFICIENT. ECO-FRIENDLY.

- ✓ Converts wood into charcoal
- ✓ Saves fuel by more than half over the open fire
- ✓ Produces very hot flame
- ✓ Does not smoke when used correctly
- ✓ Does not form soot on the pot when used correctly
- ✓ Can use wood, maize comb, crop stems and other dry biomass
- ✓ Easy to light
- ✓ Durable

Further Instructions *Maelezo zaidi*

- ✓ Avoid pouring liquids on the stove
Hakikisha jiko haimwagikiwi na kitu chochote
- ✓ It is good to ensure there is always something cooking on the jiko. If there is nothing placed on the jiko, there is a possibility of the fire going out, especially if the wood is not totally dry.

Ni vizuri kuhakikisha kuna kitu kinachopikwa kwenye jiko. Kuna uwezekano wa moto kuzimika kama hakuna kitu kinachopikwa, sanasana kama kuni zako hazijakauka kabisa
- ✓ The stove should not smoke. In case you notice that your stove is emitting smoke or soot is forming on your pot use a long stick to push down the charcoal forming on the wood. The flame should be coming from the holes only but not from the wood

Jiko haifai kutoa moshi. Ukiona jiko yako inatoa moshi ama masizi yanaachwa kwenye sufuria, tumia kijiti kirefu kusukuma makaa yaliyo juu ya kuni. Moto unafaa kutoka kwenye mashimo pekee na wala sio kwenye kuni zenyewe



WISDOM INNOVATIONS

P.O. Box 271
North Kinangop 20318
Kenya

Phone: 0701 367878/ 0723 241907
E-mail: info@wisdomstoves.org
Website: www.wisdomstoves.org
Facebook.com/WisdomStoves

WISDOM STOVES

Providing Affordable Energy Solutions

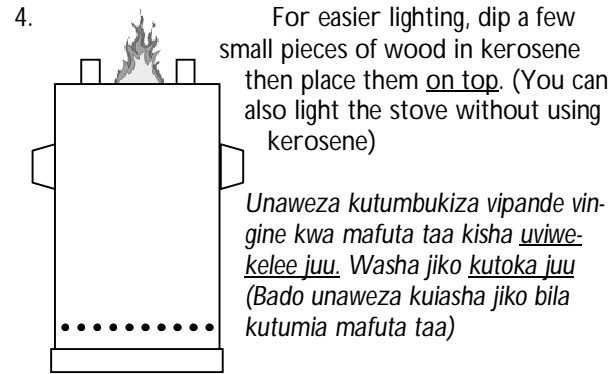
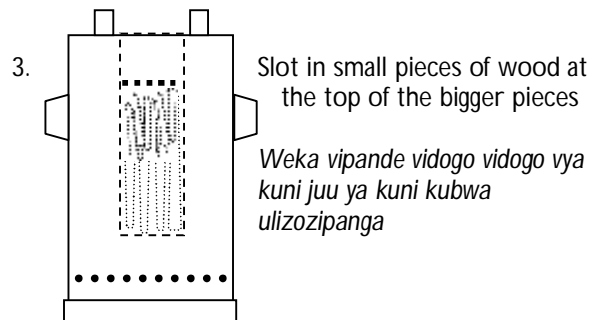
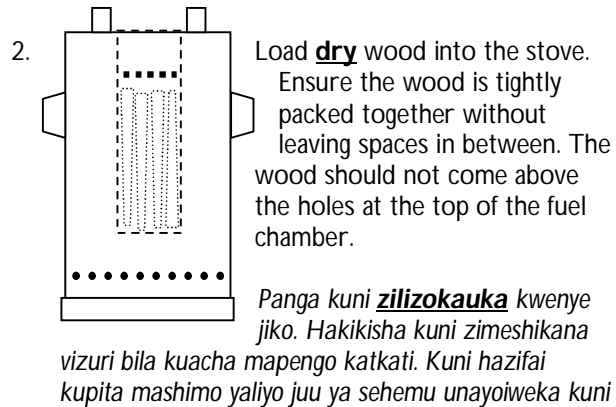
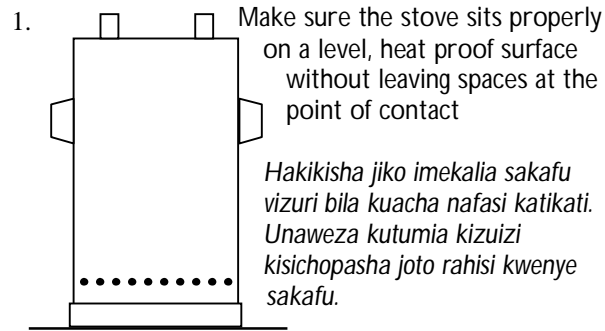


USER MANUAL

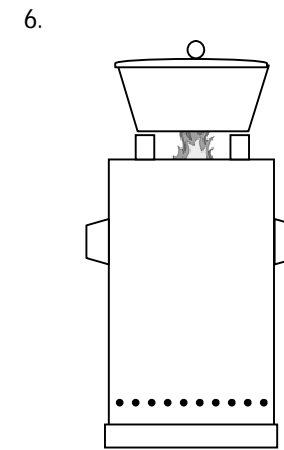
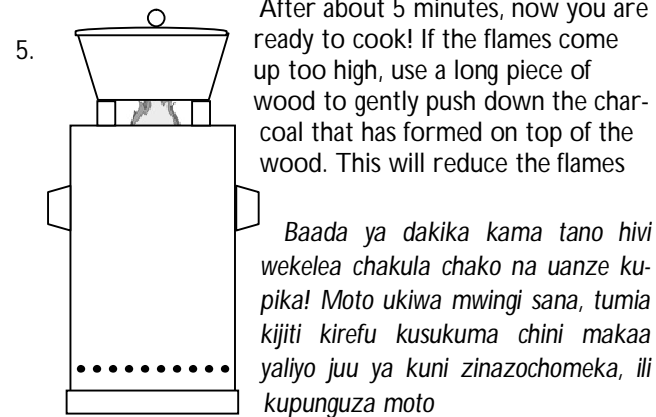
Save your **money**. Save your **environment**.

Please follow the following instructions

Tafadhali fuata maagizo yafuatayo



NB: Don't pour kerosene on the wood.
Usimwagilie mafuta taa kwenye kuni



After about 1¹/₂ hours, the flame will turn from orange to blue and glowing charcoal will be left. You can leave the charcoal in the jiko where you can continue cooking or damp the charcoal for future use.

Baada ya lisaa limoja na nusu hivi, ndimi za moto zitaisha na makaa yanayowaka yatabaki kwenye jiko. Unaweza kuendelea kupika ukitumia haya makaa. Unaweza pia kuyazima na kuyahifadhi.

NB: When all the wood has turned into charcoal more charcoal or wood can be added in small amounts to prolong the cooking period

Kuni zinapogeuka na kuwa makaa, unaweza kuongeza kiwango kidogo cha makaa au kuni ikiwa unataka kuendelea kupika kwa muda mrefu zaidi

This user manual is available on our website on www.wisdomstoves.org